

cesnet
"...."

KONTEJNERY - CONTAINERS

NVIDIA NGC

PODPORA AI – SUPPORT OF AI

Jan Hoidekr

CESNET

duben 2023

Praha

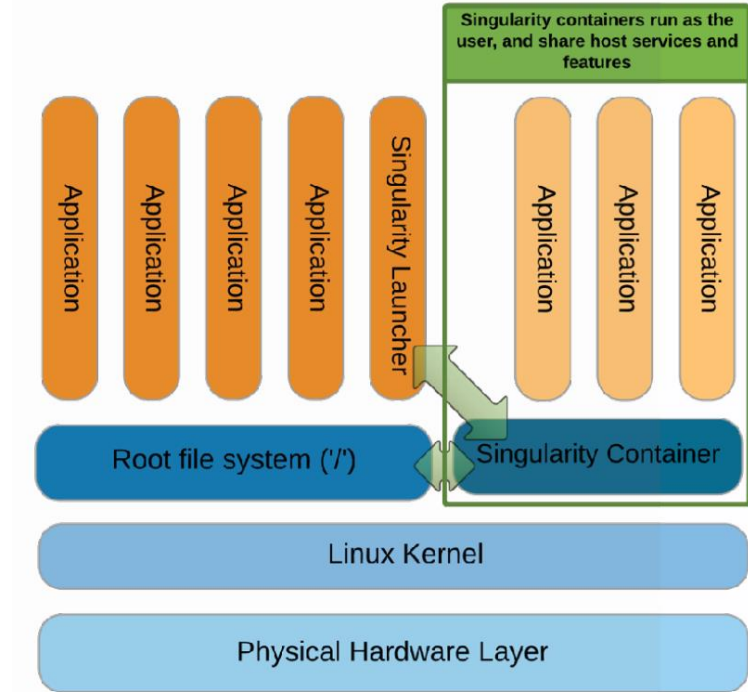


Containers

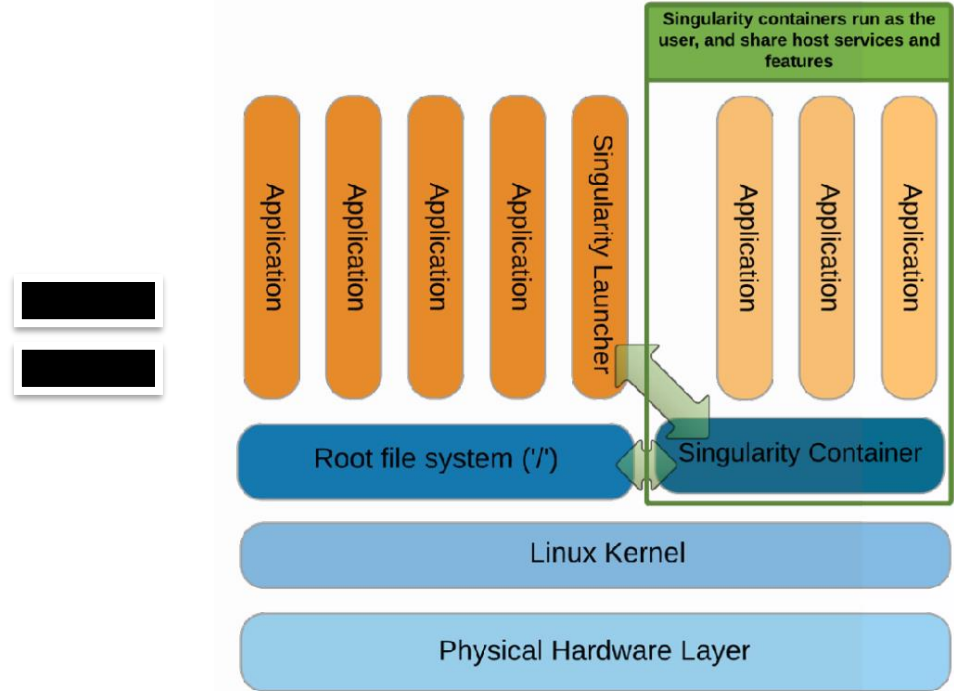
- Virtualization of Applications
- Image - Container
- Docker, Singularity, Podman, Apptainer, ...

Why to use containers?

- Own environment – bins + libs
- Reproducibility
 - easy to share environment



Infrastructure for containers



Infrastructure for containers



■ SingularityCE in Metacentrum

- open source code from Sylabs Inc., BSD licence
- designed for HPC
- focused on OCI compatibility
- v3.11 allows image builds on all nodes with small limitation
 - `builder.metacentrum.cz` with users
- back in Debian repositories (unstable)

■ Apptainer project

- fork of original Singularity project
- imports more code from SingCE than SingCE from Apptainer
- focused on running with users with non-setuid execution

■ SIF - Singularity Image Format

- developed by Sylabs Inc.

■ Singularity example

- HelpDesk request – „please install sw truvari <https://github.com/ACEnglish/truvari> “

```
$ git clone https://github.com/ACEnglish/truvari && cd truvari
```


■ Singularity example

- HelpDesk request – „please install sw truvari <https://github.com/ACEnglish/truvari> “

```
$ git clone https://github.com/ACEnglish/truvari && cd truvari
```

```
$ export SINGULARITY_TMPDIR=$SCRATCHDIR  
$ singularity build truvari.sif Singularity.def  
... INFO:      Build complete: truvari.sif
```

■ Singularity example

- HelpDesk request – „please install sw truvari <https://github.com/ACEnglish/truvari> “

```
$ git clone https://github.com/ACEnglish/truvari && cd truvari

$ export SINGULARITY_TMPDIR=$SCRATCHDIR
$ singularity build truvari.sif Singularity.def
... INFO:      Build complete: truvari.sif

$ singularity run truvari.sif
usage: truvari [-h] CMD ...
Truvari v4.1.0-dev Structural Variant Benchmarking and Annotation
```


■ Singularity example

- HelpDesk request – „please install sw truvari <https://github.com/ACEnglish/truvari> “

```
$ git clone https://github.com/ACEnglish/truvari && cd truvari

$ export SINGULARITY_TMPDIR=$SCRATCHDIR
$ singularity build truvari.sif Singularity.def
... INFO:      Build complete: truvari.sif

$ singularity run truvari.sif
usage: truvari [-h] CMD ...
Truvari v4.1.0-dev Structural Variant Benchmarking and Annotation

$ alias truvari="singularity run /mypath/truvari.sif"
$ truvari [params]
```

Comparison

Dockerfile

```
FROM ubuntu:22.04

ADD . /opt/truvari-source
WORKDIR /opt/truvari-source

RUN apt-get -qq update \
    && DEBIAN_FRONTEND=noninteractive apt-get install -yq \
        bcftools curl python3-dev python3-pip samtools tabix \
        vcftools wget && \
    rm -rf /var/lib/apt/lists/*

RUN python3 -m pip install --upgrade pip && \
    python3 -m pip install setproctitle pylint && \
    python3 -m pip install ./

ENTRYPOINT ["truvari"]
```

Singularity Definition file

```
Bootstrap: docker
From: ubuntu:20.04

%files
. /opt/truvari-source

%post
apt-get -qq update \
    && DEBIAN_FRONTEND=noninteractive apt-get install -yq \
        bcftools curl python3-dev python3-pip samtools tabix \
        vcftools wget && \
    rm -rf /var/lib/apt/lists/*

python3 -m pip install --upgrade pip && \
    python3 -m pip install setproctitle pylint && \
    python3 -m pip install ./

%runscript
exec truvari "$@"
```

(*) Example of similar parts, not complete files

■ Singularity commands I

■ run

- executes the runscrip inside container, typical for dedicated tools

```
$ singularity run truvari.sif
```

■ exec

- executes command inside container environment, typical for script using tools inside container

```
$ singularity exec pytorch.sif train_model.py
```

■ pull

- Get image from registry into local cache

```
$ singularity pull truvari.sif docker://truvari
```

■ cache list / clean

- location ~/.singularity or SINGULARITY_CACHEDIR

```
$ singularity cache list  
$ singularity cache clean
```

■ Singularity commands II

■ instance

- Running instance in background, similar to docker instances

```
$ singularity instance start mysql.sif mysql
```

■ build

- builds image, more possibilities

```
$ export SINGULARITY_TMPDIR=$SCRATCHDIR
```

```
$ singularity build truvari.sif Singularity.def
```

```
$ singularity build buster.sif docker://debian:buster
```

```
# using sandbox - extracted directories, only builder.metacentrum.cz
```

```
$ singularity build -s buster.sbox docker://debian:buster
```

```
$ singularity shell -f -w buster.sbox
```

```
$ singularity build -f buster.sif buster.sbox
```


■ Definition files

- recipe for building image
- similar to Dockerfile
 - conversion

```
$ module add spython
$ spython recipe Dockerfile singularity.def
```

■ Build image

- `singularity build image.sif sing.def`
- `SINGULARITY_TMPDIR`
`SINGULARITY_CACHEDIR`
- most builds from definition files on all nodes
 - experts can use `builder.metacentrum.cz`

```
Bootstrap: docker
From: python:3.12.0a7-bullseye

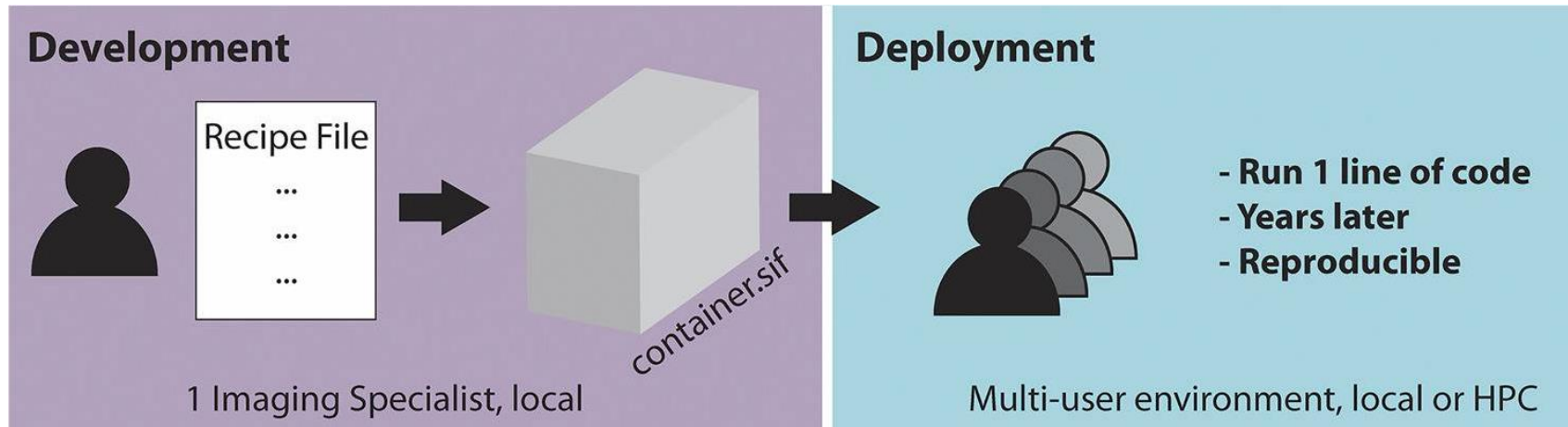
%files
    ./sources /opt
%environment
    export LISTEN_PORT=12345
%post
    pip3 install numpy
%runscript
    echo "Container was created $NOW"
    echo "Arguments received: $*"
%labels
    Author Jan Hoidekr @ MetaCentrum
```

■ Running containers

- `singularity run image.sif [parameters]`
- `singularity exec image.sif [script/binary with parameters]`
- Bind directories `-B` `$ singularity exec -B /my_sw:/sw image.sif`
 - `/storage, /home, /scratch*` - default binds
- GPU `--nv` `$ singularity exec --nv image.sif`
 - Access to nvidia GPU inside container
- Location of images
 - first run could be delayed [seconds] due to caching
 - no need to copy into `$SCRATCHDIR` with data

■ Reproducibility – Singularity definition files

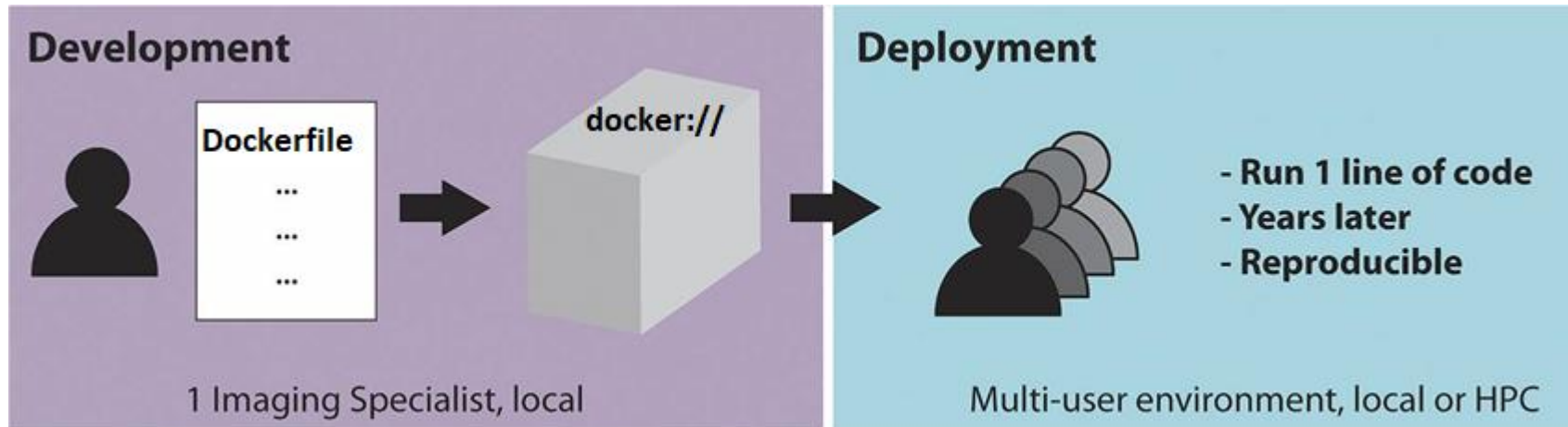
- Singularity development with definition files
- container.sif - Image with environment



■ Reproducibility – Docker registry + singularity in Metacentrum

- Docker development
- same SINGULARITY_CACHEDIR for cached image for ALL users

```
$ singularity run docker://imagename
```



cesnet
"...."

QUESTIONS ABOUT SINGULARITY ?

■ NVIDIA GPU CLOUD <https://catalog.ngc.nvidia.com/>

- Prepared docker images for GPU computing
 - TensorFlow, PyTorch, ...

- Easy to build customized image

```
$ singularity build my.sif my.def
```

```
Bootstrap: docker
```

```
From: nvcr.io/nvidia/pytorch:23.03-py3
```

```
%post
```

```
    pip3 install ipywidgets
```

```
%labels
```

```
    customized NGC PyTorch for MetaCentrum seminar
```

■ NVIDIA GPU CLOUD <https://catalog.ngc.nvidia.com/>

- Prepared docker images for GPU computing
 - TensorFlow, PyTorch, ...

- Easy to build customized image

```
$ singularity build my.sif my.def
```

- Use PBS parameters to select GPU

- **gpu_mem** – minimum of GPU memory
- **gpu_cap** – minimum allowed capability
- **cuda_version** – exact version, related with driver version
- **cluster** – each cluster has one type of GPU

```
Bootstrap: docker
```

```
From: nvcr.io/nvidia/pytorch:23.03-py3
```

```
%post
```

```
    pip3 install ipywidgets
```

```
%labels
```

```
    customized NGC PyTorch for MetaCentrum seminar
```

see GPUs at docs.metacentrum.cz

```
$ qsub -l -q gpu select=1:ncpus=4:ngpus=1:gpu_mem=16gb:gpu_cap=75:cuda_version=12.1
```

■ NVIDIA GPU CLOUD in MetaCentrum

- Pulled images in `/cvmfs/singularity.metacentrum.cz/NGC/`
 - anything missing? Ask meta@cesnet.cz
- Versions 23.xx need CUDA 12 and newer driver version
 - use PBS param `cuda_version=12.1`
- See *Release notes* of NGC images
 - versions
 - known bugs!
- Jupyter notebooks via OnDemand

■ AI computing

- Start with small jobs – 1node + 1GPU
 - 1node + multiGPU
 - multinode + multiGPU
- datasets copy to \$SCRATCHDIR
 - big datasets => scratch.shared – cluster galdor
 - saves time for copying datasets for every job, but slower then local filesystem
- check usage of GPU
 - tools `nvidia-smi`, `nvidia-smi`
 - ! prevent blocking GPU HW with jobs w/o GPU support

■ AI computing

- Use of general frameworks – TensorFlow, PyTorch, ...
 - start with NGC images - own installation is not recommended
- Jupyter notebooks
 - OnDemand
 - JupyterHub
- Problems? Ask us sooner than later meta@cesnet.cz
 - many faults are known

cesnet
“...”

**DĚKUJI ZA POZORNOST
MÁTE NĚJAKÉ DOTAZY?**

